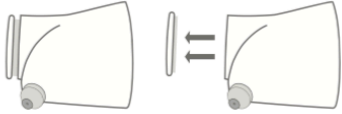

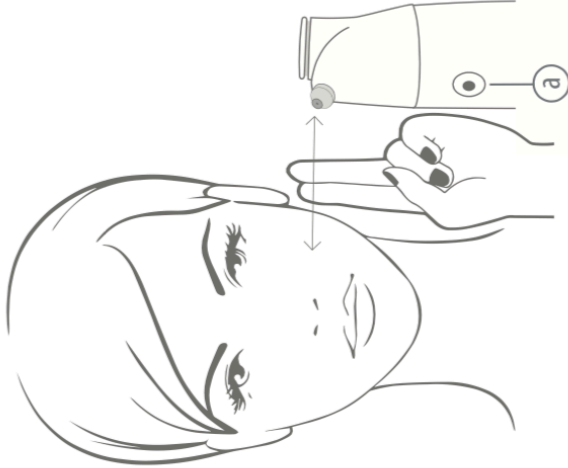
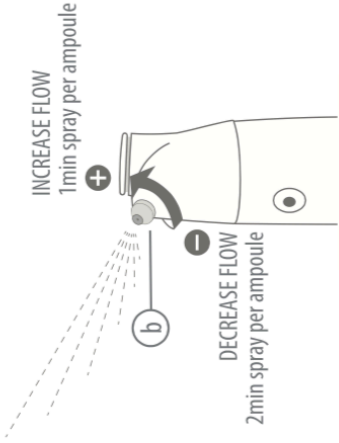



USE INSTRUCTIONS

	STEP 1 Remove the top cap of your Kozhya Air device.
	STEP 2 Pour in active Kozhya Air Serum ampoule content. *)
	STEP 3 Hold Kozhya Air two finger widths from your face and turn on by pressing the button (a) to begin treatment. Spray evenly on face, avoiding eye contact. Make sure to use all the serum during the application.
	STEP 4 To adjust the spray pressure, turn the nozzle either left to decrease or right to increase flow. The recommended spray mode is from low to medium.
	STEP 5 (OPTIONAL) To keep your Kozhya Air functioning properly, be sure to follow the cleaning instructions after each use.

Kozhya Air automatically shuts off after 5 min, or when the battery is low. To charge the battery, please follow the charging instructions.